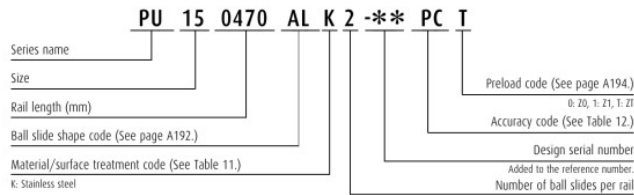


A-5-2.1 PU Series (Miniature type)

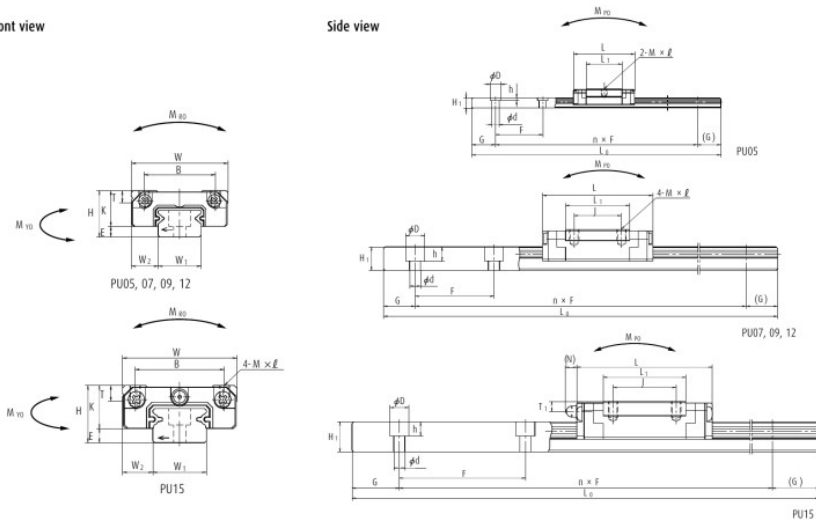
9. Dimensions

PU-TR, AR, AL (Standard type / Standard)
 PU-UR, BL (High-load type / Long)



Front view

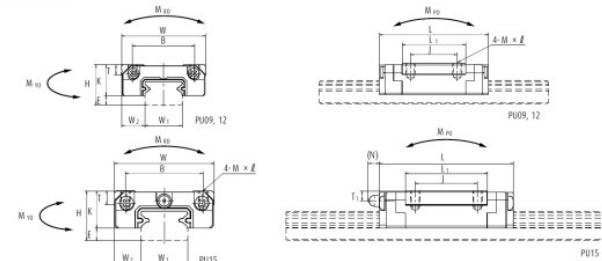
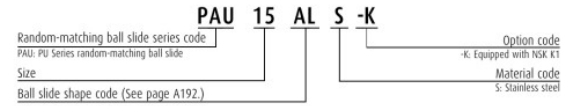
Side view



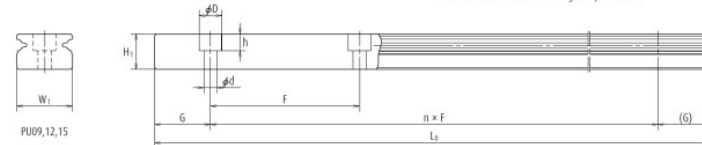
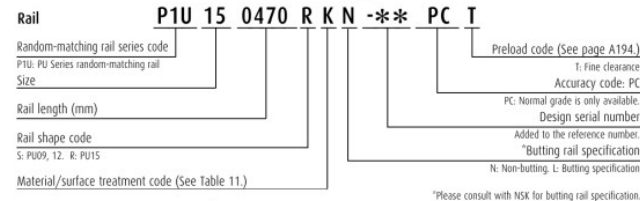
Model No.	Assembly			Ball slide										Width	Height	
	Height			Length	Mounting hole					Oil hole						
		H	E		W ₂	W	L	B	J	M × pitch × ℓ	L ₁	K	T			Hole size
PU05TR	6	1	3.5	12	19.4	8	-	M2×0.4×1.5	11.4	5	2.3	φ 0.9	1.5	-	5	3.2
PU07AR	8	1.5	5	17	23.4	12	8	M2×0.4×2.4	13.3	6.5	2.45	φ 1.5	1.8	-	7	4.7
PU09TR	10	2.2	5.5	20	30	15	10	M3×0.5×3	19.6	7.8	2.6	-	-	-	9	5.5
PU09UR	10	2.2	5.5	20	41	15	16	M3×0.5×3	30.6	7.8	2.6	-	-	-	9	5.5
PU12TR	13	3	7.5	27	35	20	15	M3×0.5×3.5	20.4	10	3.4	-	-	-	12	7.5
PU12UR	13	3	7.5	27	48.7	20	20	M3×0.5×3.5	34.1	10	3.4	-	-	-	12	7.5
PU15AL	16	4	8.5	32	43	25	20	M3×0.5×5	26.2	12	4.4	φ 3	3.2	(3.6)	15	9.5
PU15BL	16	4	8.5	32	61	25	25	M3×0.5×5	44.2	12	4.4	φ 3	3.2	(3.6)	15	9.5

Notes 1) The ball slide of PU05TR has only two mounting tap holes in the center.

Reference number for ball slide of random-matching type



Reference number for rail of random-matching type



Unit: mm

Rail			Basic load rating								Weight		
Pitch	Mounting bolt hole	G	Maximum length	Dynamic		Static		Static moment (N-m)				Ball slide	Rail
				C ₅₀ (N)		C ₁₀₀ (N)		M _{P0}		M _{P10}			
				[50km]	[100km]	C ₀	M _{P0}	One slide	Two slides	One slide	Two slides		
15	2.3×3.3×0.8	5	210	520	410	775	2.06	1.28	9.90	1.28	9.90	4	11
15	2.4×4.2×2.3	5	375	1 090	860	1 370	5.20	2.70	21.8	2.70	21.8	8	23
20	3.5×6×4.5	7.5	600	1 490	1 180	2 150	9.90	6.10	41.0	6.10	41.0	16	35
20	3.5×6×4.5	7.5	600	2 100	1 670	3 500	16.2	15.6	88.0	15.6	88.0	25	35
25	3.5×6×4.5	10	800	2 830	2 250	3 500	21.1	11.4	73.5	11.4	73.5	32	65
25	3.5×6×4.5	10	800	4 000	3 150	5 700	34.5	28.3	174	28.3	174	53	65
40	3.5×6×4.5	15	1 000	5 550	4 400	6 600	49.5	25.6	190	25.6	190	59	105
40	3.5×6×4.5	15	1 000	8 100	6 400	11 300	84.5	69.5	435	69.5	435	100	105

- 2) The basic load rating comply with the ISO standard. (ISO 14728-1, 14728-2)
 C₅₀: the basic dynamic load rating for 50 km rated fatigue life C₁₀₀: the basic dynamic load rating for 100 km rated fatigue life
- 3) To fix rail of PU05TR, use M2 × 0.4 cross-recessed pan head machine screw for precision instrument.
 (JIS 10-70 No. 0 pan head machine screw No.1.)
 (JIS: Japanese Camera Industrial Standard.)